

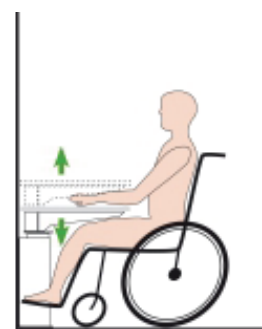
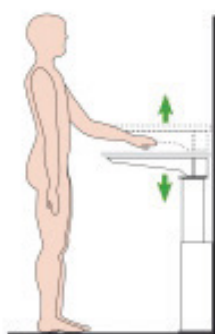
# Specialist Disability Accommodation (SDA) Solutions

Assistive Technology creating accessible, adaptable living & working environments


## Height Adjustable Lifting Systems - Worktops



**Centerlift 960** Floor mounted and freestanding | Available in various sizes



**Centerlift 6490** without cabinets



**Centerlift 6490** frame



**Centerlift 6490** with cabinets

**Centerlift 6490** is a height adjustable ISLAND worktop lift system – cabinets can be installed on one side and open space on the other side – available in a variety of sizes

# Height Adjustable Lifting Systems Specialist Disability Accommodation (SDA) Solutions

Environments that respond to the needs of residents, staff and visitors

Our systems are used for seated & standing positions, catering for people of all ages & varying abilities to perform everyday tasks or activities



**Baselift Series** of height adjustable worktop lifts are available in **FLOOR** mounted or **WALL** mounted systems. Various sizes and configurations include **STRAIGHT** or **CORNER** models and **Plusmodules** for extended length/widths.

**Height Adjustable Wall Cabinet Lifts** are available in different models and various sizes



722 Electric Wardrobe Lift



345 Electric Nursing Table



415 Electric Washbasin Lift



406 Washbasin Bracket Lift