

TECHNICAL INFORMATION

Centerlift 980



Type: Floor-standing lift system for kitchen island

Adjustability: Motorised, infinitely adjustable 30.0 cm (54.3 to 84.3 cm) or 40.0 cm (64.3 to 104.3 cm)

Speed: Lift with 30.0 cm travel length = 1.6 cm/sec. Lift with 40.0 cm travel length = 2.8 cm/sec.

Operation: Fixed button or remote control

Safety: Crush protection strip mounted under frame/worktop. Contact with the strip stops the lift, (accessory).

Electrical connection: Plug for 230 V, max 2.5A

Connection of water and drainage: Connection is by means of flexible hoses:

Maximum load: 150 kg (80.0 to 160.0 cm), 250 kg (180.0 to 260.0 cm)

IP-Class: IP 20


Front height: 10.0 to 20.0 cm

Depth, frame: 52.4 to 112.4 cm

Width, frame: 72.4 to 252.4 cm

Delivery modules: Steel frame, floor-standing motor with foot plate.

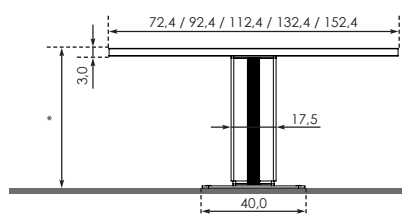
Material: Steel frame and floor plate in powder coating (Alu-grey RAL 9006). Motor Aluminium.



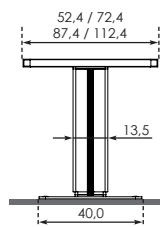
DIMENSIONS

(cm)

80,0 to 160,0 cm



*
30.0 cm travel length = 54.3 to 84.3 cm
40.0 cm travel length = 64.3 to 104.3 cm



Worktop, depth:

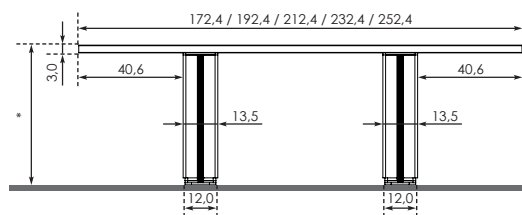
Frame depth 52.4 cm
55.0 to 79.0 cm

Frame depth 72.4 cm
80.0 to 94.0 cm

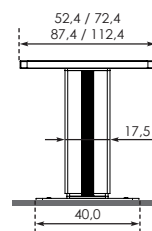
Frame depth 87.4 cm
95.0 to 119.0 cm

Frame depth 112.4 cm
120.0 to 149.0 cm

180,0 to 240,0 cm



*
30.0 cm travel length = 54.3 to 84.3 cm
40.0 cm travel length = 64.3 to 104.3 cm



Worktop, depth:

Frame depth 52.4 cm
55.0 to 79.0 cm

Frame depth 72.4 cm
80.0 to 94.0 cm

Frame depth 87.4 cm
95.0 to 119.0 cm

Frame depth 112.4 cm
120.0 to 149.0 cm



www.inclusiveliving.com.au
1300 304 330