

TECHNICAL INFORMATION

Verti 830/831

Type of lift: Vertical wall cabinet lift

Adjustability: Motor-driven, continuously adjustable 47.0 cm downwards

Speed: 4.7 cm / sec.

Operation: Corded button or radio control

Safety: Safety trip panel beneath lowest shelf. When the panel is touched the lift stops. Plastic cover on upper part of cabinet functions as trip protection upwards. When the plastic panel is touched the lift stops.

Electrical connection: Mains plug for 230 V, max 0.5A

Max. load: 40 kg

Encapsulation class: IP30

Height: 68.0 cm


Fits cabinet width: 40.0 - 100.0 cm

Fits cabinet height: 70.0 cm or higher, (if higher than 70.0 cm a fixed shelf is positioned above the lift)

Fits cabinet depth: 26.5 - 31.4 cm (Model 830), 31.5 - 40.0 cm (Model 831)

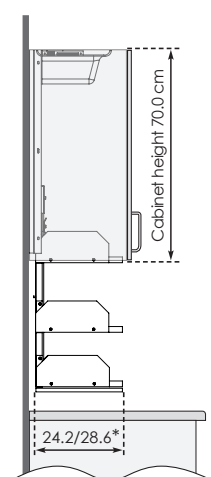
Fits cabinet, side thickness: 1.6 - 2.0 cm

Material: Rear panel (thickness 1.6 cm) and shelves (thickness 1.9 cm) in melamine faced chipboard. Safety trip panel in white-painted MDF. Powder coated sheet-metal parts (Alu-grey RAL 9006), Motor casing in Alu-grey plastic. Runners in Aluminium



DIMENSIONS

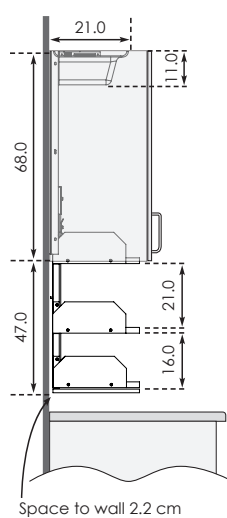
(cm)



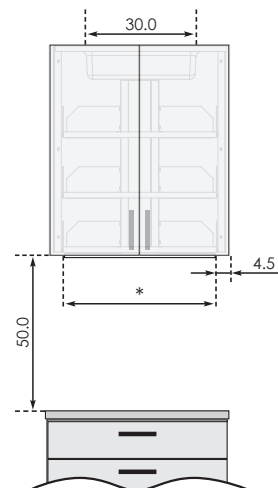
* Shelf depth:

Model 830:
24.2 cm shelf depth
(Internal cabinet depth: 26.5-31.4 cm)

Model 831:
28.6 cm shelf depth
(Internal cabinet depth: 31.0-40.0 cm)



Space to wall 2.2 cm



* Shelf width:

Cabinet 40 cm = 31.0 cm
Cabinet 50 cm = 41.0 cm
Cabinet 60 cm = 51.0 cm
Cabinet 70 cm = 61.0 cm
Cabinet 80 cm = 71.0 cm
Cabinet 90 cm = 81.0 cm
Cabinet 100 cm = 91.0 cm



www.inclusiveliving.com.au
1300 304 330